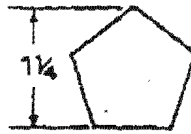
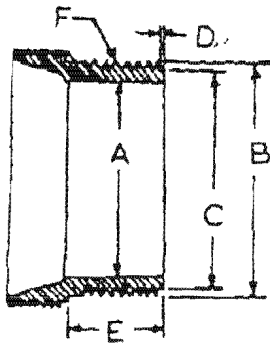


FIRE HYDRANT OPERATING NUT AND NOZZLE THREAD DETAIL

OPERATING NUT

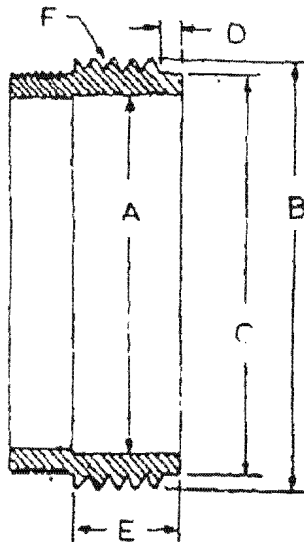


DIRECTION FOR OPENING - RIGHT



A	$2\frac{1}{2}$
B	$3\frac{1}{16}$
C	$2\frac{55}{64}$
D	$\frac{1}{8}$
E	1
F	7 THD.

HOSE NOZZLE



A	$4\frac{15}{16}$
B	$5\frac{55}{64}$
C	$5\frac{17}{32}$
D	$\frac{1}{8}$
E	$1\frac{1}{4}$
F	4 THD.

F = NO. OF THREADS PER INCH

PUMPER NOZZLE

Fire Hydrant Operating Nut and Thread Detail  
(all dimensions in inches)